

# Expository Text Structure: Description

**Instructions:** In descriptive writing, the author describes something, writes about physical characteristics, describes the features and even gives examples. Some keywords that help you know if you are reading a description are: **for example, for instance, characteristic, in addition, specifically, describe, and description.** Read the passage below and then answer the questions.

The German Pointer dog is extremely popular. They can grow to about 2 feet tall and weigh between 55 and 70 pounds. These dogs are very friendly and behave enthusiastically. Some of the best characteristics of this dog are its power, speed, agility, and endurance. Some people even describe these dogs as very noble. The German Pointer makes for an easily trainable pet. The canines bond well with children and adults alike. This breed of dog loves to run, swim and just about any other physical activity involving the outdoors. They are full of energy and excitement. For many people, German Pointer Dogs make great pets.



1. Underline any signal word or phrase in the text, that gives you a hint that this text is a description.
2. Is the text fiction or non-fiction?
3. What are three things that make the German Pointer dog a popular pet?
  - a. \_\_\_\_\_, \_\_\_\_\_
4. Would you like to own a German Pointer? Yes    No
5. On the lines below, give some reasons for your answer for question number 4.
  - a. Remember to write complete sentences. Don't forget to capitalize and use correct punctuation.

---

---

---

---





# Expository Text Structure: Sequence



**Instructions:** In sequence writing, the author give step by step instructions on how to complete a task or give the order in which events happen. Read the passage below and then answer the questions. Keywords to look for are: **first, second, third, final, to start, next, before, in the beginning, after, then.**

If you are to own a guinea pig, then you need to learn how to take great care of it.

First, you need to have the right set up. Your cage should be big enough that the guinea pig has plenty of room to play and hide in. The cage needs to be tall enough to keep the animal from escaping. It should also have a solid bottom so that it is more comfortable. Lay some hay on the bottom of the cage as well. Make sure your pet is in a safe room where predators can't get to them.

Next, feed the guinea pig some commercial guinea pig food each day. Your pet would love to have some fresh vegetable once in a while as well. Make sure to remove any food, if it begins to spoil.

Finally, keep the cage clean. Each day, scoop out any visible waste that you see. These rodents do their "business" in the corners of the cage, so clean those out often. Make sure to wash the food dish and water bottle daily. Every week the cage should be deep cleaned and fresh hay should replace the old hay.

Taking excellent care of your guinea pig will help make sure that it survives for a long time and is happy with its home.

1. Underline any keywords that help the reader know this text is an example of a sequence.
2. List the steps on how to take care of guinea pigs in the correct order.
  - a. First \_\_\_\_\_
  - b. Second \_\_\_\_\_
  - c. Third \_\_\_\_\_
3. Which step in the passage would be the hardest for you to follow correctly and why?
  - a. \_\_\_\_\_





**Instructions:** In compare and contrast writing, authors explain how two or more things are both alike and different. Some keywords to look for are: **different, some as, either, alike, unlike, contrast, and both.** Read the passage below and then answer the following questions.

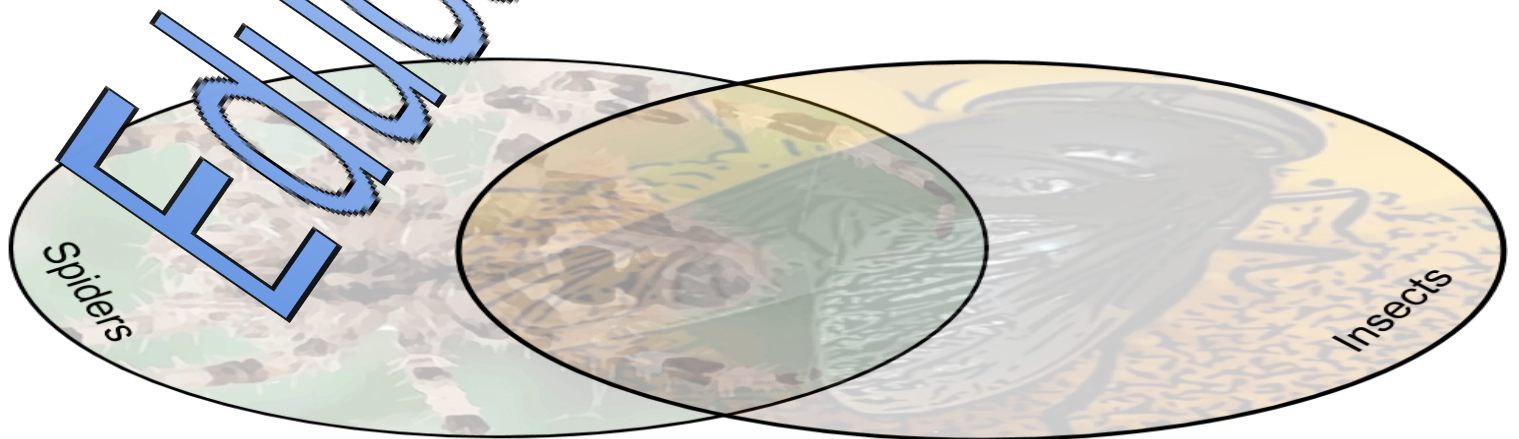
Many are creeped out by spiders and insects. They are quite the pesky critters. Most people just don't like either one. They both can be scary and annoying. Many of them take on the characteristics of what people might think of as aliens. Because some are poisonous and have many eyes, they can be very scary. Also both insects and spiders have an exoskeleton, or a skeleton on the outside of their bodies. They are also alike because they both have compound eyes, eyes with many facets or lenses. These facets allow the critters to see in many directions at once.



Even though insects and spiders can look similar, there are many differences. A major difference is that spiders have 8 legs and insects only have six. Spiders can spin webs, most insects cannot. Insect bodies are divided into 3 regions, the head, thorax (middle), and an abdomen, while spiders have only have an abdomen and a head. Most insects have wings, while there isn't a single spider that does.

Even though insects and spiders can be creepy looking and have some similarities, there are some real differences between them.


1. Underline the keywords that help you know that this passage is a compare and contrast.
2. Use the Venn Diagram to compare and contrast spiders and insects.



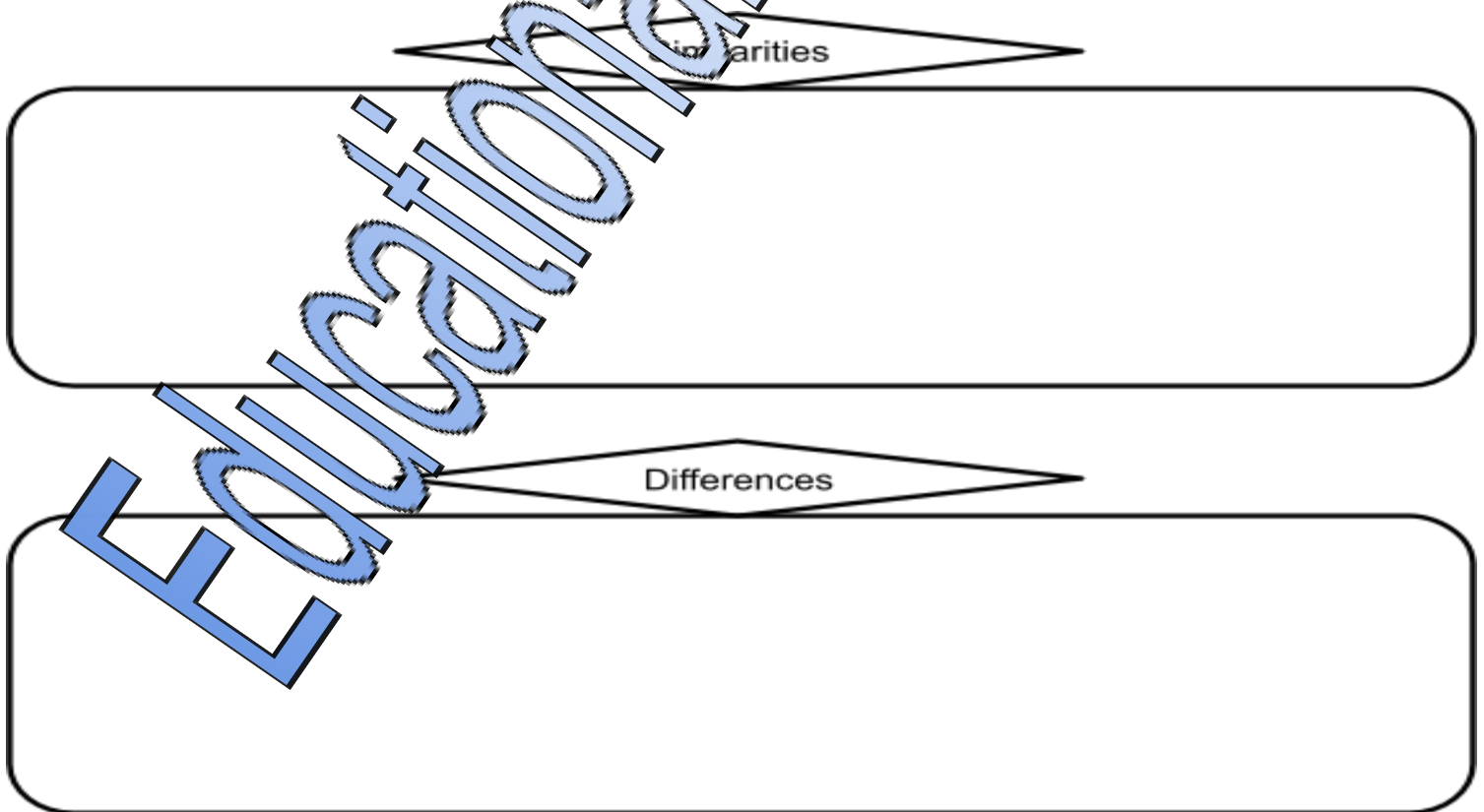
# HOW MANY DIFFERENCES AND SIMILARITIES DO YOU KNOW?

Directions: Below are a couple of ways to compare and contrast two topics. Use your own knowledge to compare and contrast the topics.

1. Compare and contrast cows and horses.



2. Compare and contrast your teacher and the principal.



# Expository Text Structure: Cause and Effect

**Instructions:** In cause and effect writing, authors explain how one thing will affect another thing. Some keywords to look for are: *impact, if...then, leads to, effects, because, since, results in, therefore, cause, and outcome.* Read the passage below and then answer the following questions.

Early in the 19th century, humans hunted the gray wolf near Yellowstone National Park until they became extinct in the area. Humans did this, because the wolves were out in force killing cattle and other wildlife. After the wolf population died off, the elk population grew. The elk began to hang around in the same areas in the park. Especially during the winter time,



The elk didn't need to leave because the natural predators were dead. The effect was that the elk began to eat on young willow, aspen, and cottonwood plants. Because the elk were eating all the young saplings, or baby trees, the beaver began to have a tough time. Beavers needed these saplings to survive in the winter. The poor beavers began to leave the area or die out.

Without beavers building beaver dams in the rivers of Yellowstone, it caused rivers to actually change course and quit providing pools of water that many fish enjoyed swimming in.

In 1995, scientists reintroduced wolves back into Yellowstone and the outcome was great. The elk were once again hunted by the wolves, which forced the elk to move around, which in turn allowed beavers to have young trees to build their houses with. Once again, there are many beaver dams along the rivers of Yellowstone and pools of water for the many fish that live there.



1. Underline the keywords that help you know that this article is cause and effect.
2. On the lines below, list 3 effects that happened because the wolves were killed off.

b. \_\_\_\_\_

c. \_\_\_\_\_

## IT CAUSED AN EFFECT ACTIVITY

Directions: Below are some cause and effect sentences. Underline the cause and circle the effect.

1. George complimented ten students on how awesome they dressed everyday for a week. By the end of the week, George had more friends than before.
2. Fredrika received a citizenship award for picking up the most trash during recess.
3. Juan got to be first in line because he was the quietest in class.
4. Fitz studied the spelling bee words for 20 minutes a day for a month and ended up winning first place in the spelling bee.
5. Robert sprinted a hundred meters 8 times a week. By the end of the year Robert was the fastest kid in school and won the 100 meter dash during track and field.
6. Below is a word search of many linking words, or keywords, used in cause and effect text. Find as many as you can.

J	D	S	D	V	P	A	I	T	H	E	A	U	S	E	K	E	E	M	Y	G	J	C	C	P	O		
X	N	B	S	O	L	V	D	G	E	W	T	X	H	O	W	S	W	I	T	H	O	U	T	O	M	F	
E	C	I	X	C	G	N	E	X	L	E	X	P	L	A	I	N	K	B	R	W	H	O	H	N	N	O	V
F	G	T	H	E	N	E	C	H	E	E	F	I	N	K	Q	M	L	R	H	W	Y	L	S	A	I		
F	B	M	P	S	B	T	E	H	G	Q	O	G	F	J	X	G	Z	Z	Y	D	X	C	I	E	Y	M	
E	S	X	P	A	L	G	L	W	M	G	T	T	P	K	I	B	A	W	Z	W	W	J	Q	D	O		
C	K	F	O	R	T	X	E	H	D	G	B	E	C	A	U	S	E	T	N	I	C	Z	U	D	D		
T	E	T	U	A	T	T	O	D	A	E	M	K	O	Q	B	W	F	J	B	Q	I	M	U	B	E	P	G
O	Q	O	Z	A	G	M	N	D	K	T	H	E	R	E	F	O	R	E	E	X	P	W	D	N	E	W	
P	Q	A	X	X	Y	E	J	S	G	G	A	K	M	L	R	J	C	O	M	G	A	J	D	T	K	D	
D	G	W	E	M	E	A	B	E	F	M	S	T	R	S	J	G	H	I	B	Z	Q	C	U	B	L	T	U
V	H	X	M	A	F	W	G	Q	A	D	W	B	G	Y	F	G	Y	Y	Q	L	T	W	D	Y	A	C	

- |           |                 |            |            |
|-----------|-----------------|------------|------------|
| A. effect | B. explain      | C. leads   | D. if      |
| E. impact | F. consequently | G. outcome | H. how     |
| I. then   | J. because      | K. cause   | L. without |
| M. so     | N. therefore    | O. for     |            |





# Expository Text Structure: Problem & Solution



**Instructions:** In problem and solution writing, authors identify a problem and write about how to fix it. Some keywords to look for are: **problem, issue, cause, since, therefore, as a result, because of, leads to, due to, solve,** and **then**. Read the passage below and then answer the following questions.

There are many children today who struggle to read fluently and understand what they read. It is extremely important for children to have the skills with reading comprehension. If students don't understand what they read or struggle reading fluently, they will become further and further behind as they grow older.

What can kids do to help improve their reading skills? The first solution is to learn to read for pleasure. When students have fun reading, they will want to read more. Students who read more, work on fluency, vocabulary, and reading comprehension without even realizing it.

Parents can be directly involved in helping their children read better. Parents who read with their kids instill a joy of reading. Reading with their children ensures a time and place that reading will happen.

Students who read for 30 minutes a day end up reading over a million words in a year. Therefore, this will increase their vocabulary and understanding.

Students who read often tend to be at the top of their classes academically. As a result, readers have fewer struggles with their studies.



1. Underline the keywords that help you know that this is a text describing a problem and a solution.

2. What is the problem from this article?

a. \_\_\_\_\_

3. List three solutions to the problem. Write complete sentences.

\_\_\_\_\_

b. \_\_\_\_\_

c. \_\_\_\_\_

## WHAT WOULD BE YOUR SOLUTION?

Directions: There are many problems young students face each year. Below you will read about some common problems students have. Pick three problems and write your solution to each problem. Make sure to use complete sentences and include correct punctuation.

1. John doesn't read well and is falling behind in school.

a. \_\_\_\_\_  
\_\_\_\_\_  
\_\_\_\_\_

2. Suzie only got 5 out of 15 spelling words correct on last week's spelling test.

a. \_\_\_\_\_  
\_\_\_\_\_  
\_\_\_\_\_

3. Fred writes really fast. His handwriting is hard for his teacher to read and understand. This is affecting his handwriting grade.

a. \_\_\_\_\_  
\_\_\_\_\_  
\_\_\_\_\_

4. Angeline day dreams often during reading time. She hasn't been able to go to the reading reward party two times in a row.

a. \_\_\_\_\_  
\_\_\_\_\_  
\_\_\_\_\_

5. Jameson Tiddwell knows a kid in school that is making fun of his last name.

a. \_\_\_\_\_  
\_\_\_\_\_  
\_\_\_\_\_

6. Mikita moves very slowly at her multiplication tables. This is causing her to struggle in other parts of her math class.

a. \_\_\_\_\_  
\_\_\_\_\_  
\_\_\_\_\_