

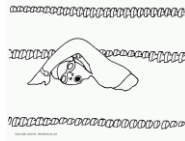



SUMMER FUN IS NEAR!



Josh is very happy that summer is near. He asked all of his friends in class what their favorite summer activity was. Six friends said swimming. Four friends said baseball. Seven friends said soccer. Two friends said riding their bikes. Using colors help Josh to make a bar graph of his friend's favorite activities.

7				
6				
5				
4				
3				
2				
1				
				

1. Which activity was **most** liked? _____

2. Which activity was **least** liked? _____

3. Which activity do you like most? _____

summer FUN is near!



Use the table below to create your own favorite activities chart. Pick four of your favorite activities and draw a picture in the bottom boxes for each activity. Now ask 15 friends in class which activity they like best. Use colors to graph your results. You can use tally marks to help you keep track.

7				
6				
5				
4				
3				
2				
1				

1. Which summer activity was **most** liked? _____

2. Which summer activity was **least** liked? _____