

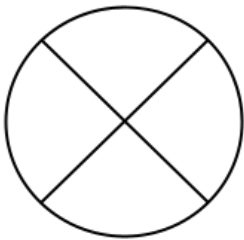
Name: _____ Date: _____

What Fraction describes the area of each part?

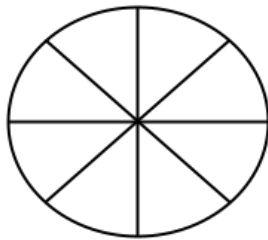


Tongue Twister: Shallow ships show serious signs of sinking.

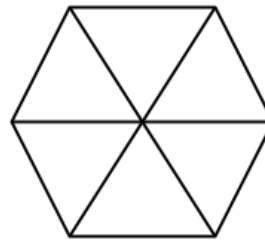
Instructions: Look at the following shapes that have been divided into equal parts. On each line, write the fraction that describes the area of each part. Then shade in that fraction.



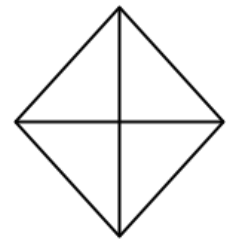
1. _____



2. _____

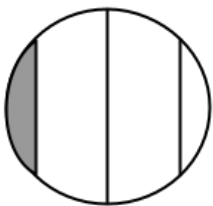


3. _____

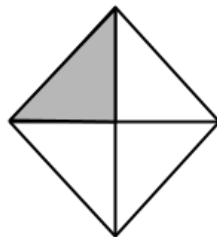


4. _____

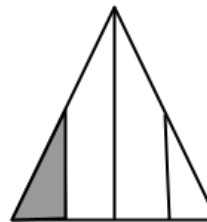
Instructions: Look at the way the following shapes have been divided. On each line, write "yes" if the shape has been divided into 1/4 of the area. If it hasn't been divided into 1/4 of the area, write the word "no."



5. _____



6. _____

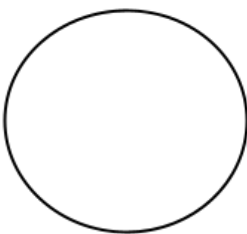


7. _____




8. _____

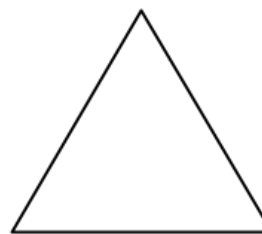
Instructions: Partition each of the following shapes into equal parts based on the fraction that is written on the lines.



9. 1/4



10. 1/2



11. 1/3



12. 1/6